

Spotlight

Student's Book

Virginia Evans
Jenny Dooley
Nadezhda Bykova
Marina Pospelova

STARTER




Express Publishing



PROSVESHCHENIYE
PUBLISHERS

АНГЛИЙСКИЙ в фокусе



АНГЛИЙСКИЙ ЯЗЫК

Учебник для начинающих

4-е издание

Москва
Express Publishing
«Просвещение»
2013

УДК 373.167.1:811.111
ББК 81.2Англ-922
А64

Серия «Английский в фокусе» основана в 2006 году.

Авторы: Н.И. Быкова, Д. Дули, М.Д. Поспелова, В. Эванс

Authors: Virginia Evans, Jenny Dooley, Nadezhda Bykova, Marina Pospelova

Acknowledgements

Authors' Acknowledgements

We would like to thank all the staff at Express Publishing who have contributed their skills to producing this book. Thanks are due in particular to: Meryl Phillips (Editor-in-Chief); Julie Rich (senior editor); Nina Peters and Rianna Diamond (editorial assistants); Alex Barton (senior production controller) and the Express Publishing design team. We would also like to thank those institutions and teachers who piloted the manuscript, and whose comments and feedback were invaluable in the production of the book.

Colour Illustrations: Pan, Stone.

While every effort has been made to trace all the copyright holders, if any have been inadvertently overlooked the publishers will be pleased to make the necessary arrangements at the first opportunity.

Английский язык : учеб. для начинающих / [Н.И. Быкова, Д. Дули,
А64 М.Д. Поспелова, В. Эванс]. – 4-е изд. – М. : Express Publishing : Просвещение, 2013.
– 96 с. : ил. – (Английский в фокусе). – ISBN 978-5-09-030370-5.

Учебник является основным элементом учебно-методического комплекта серии «Английский в фокусе» и предназначен для детей, начинающих изучать английский язык. Учебник построен на принципе опережающего развития устных видов речевой деятельности, аудирования и говорения. Единообразие построения уроков модулей учебника облегчит работу учителя и учащегося, а красочные иллюстрации и разнообразные упражнения сделают изучение английского языка увлекательным и интересным.

УДК 373.167.1:811.111
ББК 81.2Англ-922

Учебное издание

Серия «Английский в фокусе»

Быкова Надежда Ильинична

Дули Дженни

Поспелова Марина Давидовна

Эванс Вирджиния

Английский язык

Учебник для начинающих

Центр группы германских языков
Руководитель Центра *В.В. Копылова*
Зам. руководителя по проектам *И.Н. Темнова*
Руководитель проекта *Ю.А. Смирнов*
Выпускающий редактор *М.А. Семичев*
Редактор *Е.Р. Михальчук*
Корректор *Н.Д. Цухай*

Налоговая льгота – Общероссийский классификатор продукции ОК 005-093 - 953000. Изд.лиц. Серия ИД № 05824 от 12.09.01. Подписано в печать 29.01.13. Формат 60х90/8. Бумага мелованная. Гарнитура Прагматика. Печать офсетная. Уч.-изд. л. 13,18. Тираж 15 000 экз. Заказ № 5813.

Открытое акционерное общество «Издательство «Просвещение». 127521, Москва, 3-й проезд Марьиной рощи, 41.

Express Publishing. Liberty House, New Greenham Park, Newbury, Berkshire RG19 6HW Tel.: (0044) 1635 817 363 Fax: (0044) 1635 817 463 e-mail: inquiries@expresspublishing.co.uk <http://www.expresspublishing.co.uk>

Отпечатано в филиале «Тверской полиграфический комбинат детской литературы» ОАО «Издательство «Высшая школа». 170040, г. Тверь, проспект 50 лет Октября, 46. Тел.: +7(4822) 44-85-98. Факс :+7(4822) 44-61-51

ISBN 978-5-09-030370-5

© Express Publishing, 2007, 2011
© Издательство «Просвещение», 2007, 2011
Все права защищены

Spotlight

STARTER

Student's Book

Module 1	My Family!	p. 4
Module 2	My School!	p. 20
Module 3	My Room!	p. 36
Module 4	My Pets!	p. 52
Module 5	My Food!	p. 68
Extra Unit	Playtime!	p. 84
Spotlight on Russia		p. 90


1 a

Hello, Nanny Shine!





1  Listen and point. Then say.



2  Chit-Chat




3 Listen and look. Then draw and colour.




1b

1



Listen and point. Then sing and do.






The Ugly Duckling



2 a

Funny Fellow!




1  Listen and point. Then say.



2  Look, listen and point. Then sing along.





3 Listen and look. Then colour.



2b



Listen and colour. Then sing and do.



The Ugly Duckling



3 a

Look at Chuckles!





1  Listen and point. Then say.



2  Listen and colour.




3 Listen and look. Then draw and colour.




3b



Listen and point. Then sing and do.




The Ugly Duckling



Portfolio

My Family!




Tea Time!




Fun at school

1 Look, point and say the colours.



2 Find the colours!





Now I know

1 Chit-Chat


A






B




2 Listen to your teacher and circle.



3 Look and say.






4 Listen and colour.






4 a

Have a Nice Day!






1 Listen and point. Then say.



2 Chit-Chat







3 Listen and look. Then circle.




4b



How many boys? Listen, count and say. Then sing and do.



The Ugly Duckling




5 a

Get Your Schoolbag!



1  Listen and point. Then say.



2  Look, listen and point. Then sing along.



3 Listen and look. Then draw and colour.



5b

1



Listen and tick (✓). Then sing and do.




The Ugly Duckling






How Many Pencils?




1  Listen and point. Then say.



2  Listen and draw lines.



3  Listen and look. Then colour.




6b


1



How many pencils? Listen, count and write. Then sing and do.



The Ugly Duckling



Portfolio

My Pencil Case!







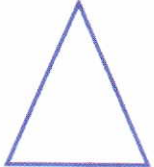
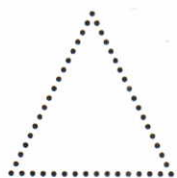



School Days!


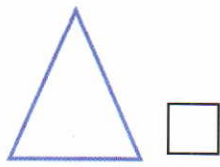
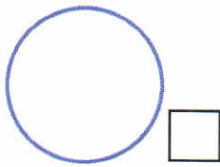
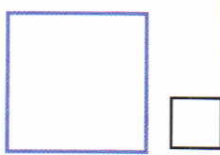


Fun at school

1 Trace. Then complete the shapes.

2 How many? Count and write.



Now I know

1 Chit-Chat

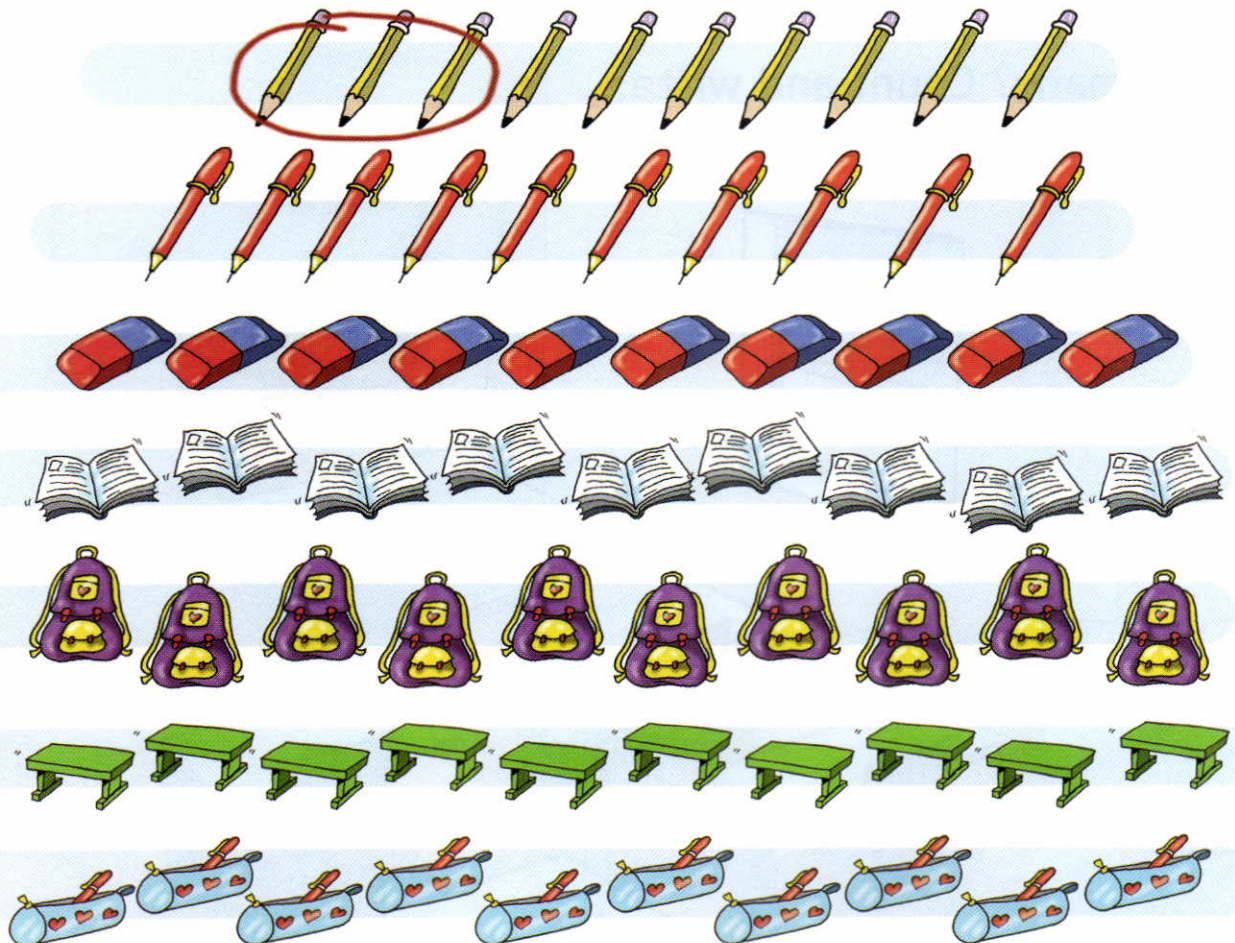
A




B






2 Listen to your teacher and circle.



3 Look and say.




4 Listen and tick (✓).




7 a

Let's Watch TV!




1  Listen and point. Then say.



2  Chit-Chat



3 Listen and look. Then draw and colour.




7b

1



Listen and colour. Then sing and do.






The Ugly Duckling



8 a

What Have I Got?






1  Listen and point. Then say.



2  Look, listen and point. Then sing along.



3 Listen and look. Then colour.




8b



Listen and point. Then sing and do.




The Ugly Duckling





Let's Play!

1  Listen and point. Then say.






2  Listen and draw lines.

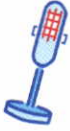


3 Listen and look. Then draw and colour.


1




1



Listen and number the pictures. Then sing and do.




The Ugly Duckling




Portfolio

My Toys!



Legoland!


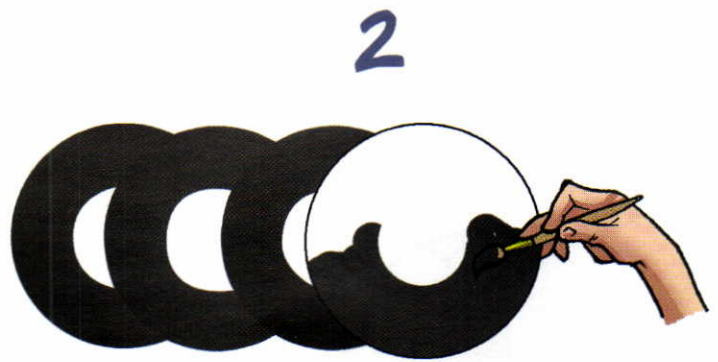



Fun at school

Let's make a toy bus!

Materials:


- a box
- construction paper
- glue, scissors
- paint, markers or crayons



Now I know

1 Chit-Chat




A




B




2 Listen to your teacher and colour.



3 Look and say.









4 Listen and draw lines.









10 a

Nanny's Pets!




1  Listen and point. Then say.



2  Look and say.






3 Listen and look. Then point.




1



Listen and draw lines. Then sing and do.



The Ugly Duckling

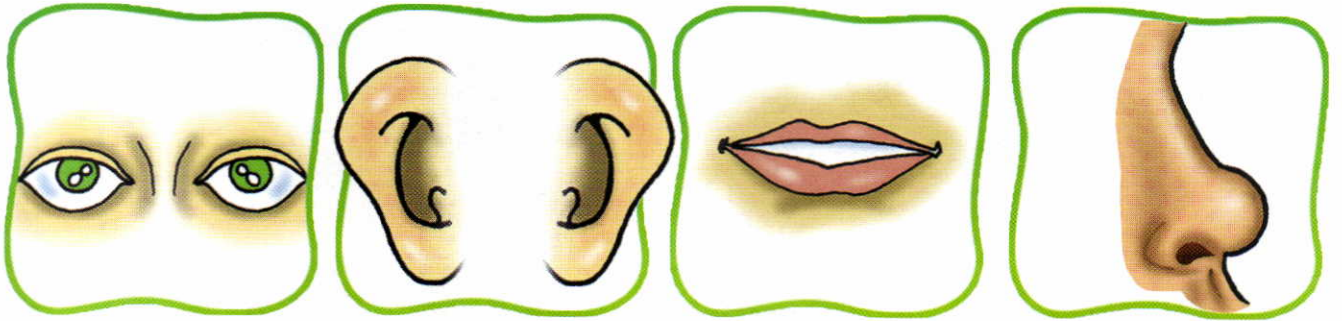


11

a

Tommy the Tortoise!





1  Listen and point. Then say.



2  Look, listen and point. Then sing along.




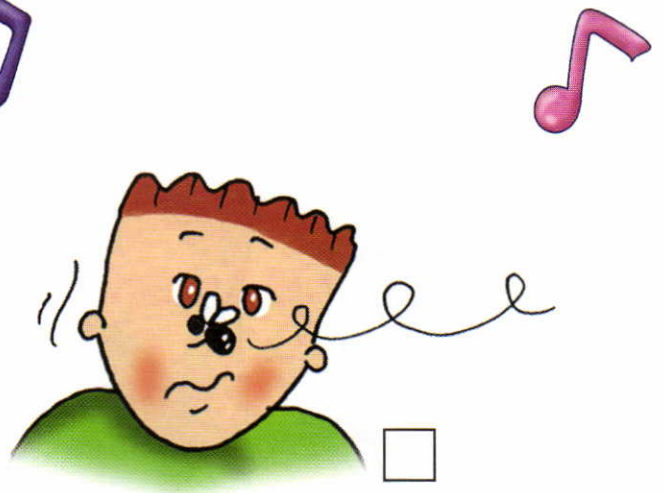


3 Listen and look. Then draw and colour.




11b



Listen and number. Then sing and do.




The Ugly Duckling





12a

Kitty Can Jump!





1 Listen and point. Then say.



2 Listen and choose.



3 Listen and look. Then tick (✓).




1



Listen and number. Then sing and do.




The Ugly Duckling



Portfolio

My Pets!



London Zoo!



Fun at school

1 Look and circle the same.


1




2



3



2 Make an Animals Poster.




Now I know


1 Chit-Chat

A

1



2



B













1




2




2 Listen to your teacher and put a tick (✓) or a cross (X).

	 <input checked="" type="checkbox"/>	 <input checked="" type="checkbox"/>
	 <input type="checkbox"/>	 <input type="checkbox"/> <input type="checkbox"/>
	 <input type="checkbox"/> <input type="checkbox"/>	 <input type="checkbox"/>
	 <input type="checkbox"/>	 <input type="checkbox"/> <input type="checkbox"/>

3 Look and say.



4 Listen and colour.




13


a

What's in Your Basket?




1  Listen and point. Then say.



2  Chit-Chat



3 Listen and look. Then draw and colour.








13b


1



Listen and draw lines. Then sing and do.








The Ugly Duckling




14 a

I Like Sandwiches!




1  Listen and point. Then say.



2  Look, listen and point. Then sing along.






3 Listen and look. Then draw and colour.






Listen and tick (✓). Then sing and do.




The Ugly Duckling




15 a


The Seaside!

1  Listen and point. Then say.



2  Listen and put a tick (✓) or a cross (X).




















3 Listen and look. Then circle.



1



Listen and draw a line. Then sing and do.






The Ugly Duckling




Portfolio

My Favourite Food!



An Ice Treat!



Fun at school

Happy, dancing raisins!

Materials:

- raisins
- soda water



1




2




Now I know

1 Chit-Chat

A




B



2 Listen to your teacher and choose.


1




2




3







4



3 Look and say.





4 Listen and put a tick (✓) or a cross (X).



Playtime!




1  Listen and point. Then say.



2  Sing and do.



3 Listen and look. Then draw and colour.



Playtime!

1  Listen and point. Then say.





2  Look, listen and point. Then sing along.







3

Listen and look. Then draw and colour.




Playtime!

1  Listen and circle.





The Ugly Duckling



1. Time for tea!



2. In my school!



3. Fun and games!



4. Learning with animals!




5. Sweet treats!



Spotlight

STARTER

Certificate of Achievement



Name:

Class:

.....

Teacher

.....

Date

